

How To Guide

Sign Up and Lead a
HFCC Fundraising Team
with **JustGiving™**

2022
*Home for
Christmas*
CHALLENGE

Step 1: Sign Up for JustGiving

You can use our [Launch Your Team](#) link at habijax.org/ Christmas. If you have an active JustGiving account already, skip this step and use your existing login.

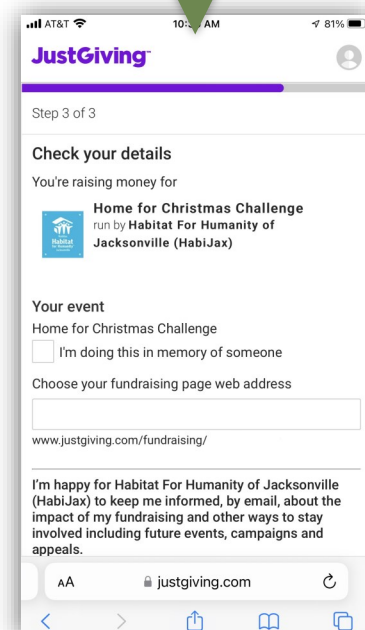
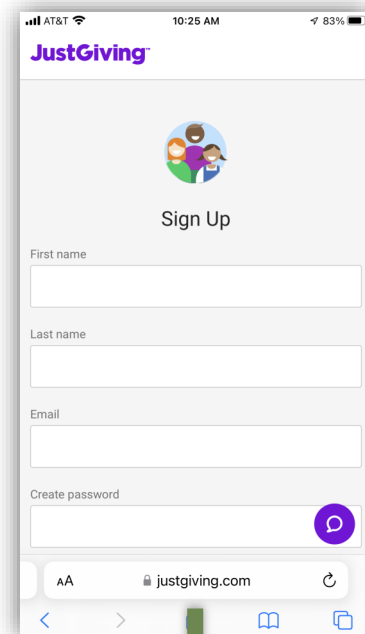
Hint: Use an email address you have access to and a password you can remember, so that you will be able to login later!

Step 2: Find / Check Your Details

Our sign up link is designed so that your newly created profile is prepared to raise money for HabiJax and our Home for Christmas Challenge. Due to browser settings and a whole host of other very techy reasons, this does not always work.

Fear not! You can simply search “HabiJax” and find us (we are the only HabiJax, though there are other “Home for Christmas” events). When you find us, you can link your personal profile to our Home for Christmas fundraiser. Then set your personal fundraising page address (which is difficult to change later) and confirm the link to HabiJax.

Hint: You are free to opt out of emails from HabiJax in this step, but that choice makes it more difficult to inform and encourage and report how teams are doing in the Challenge. We won't spam you if you opt in.



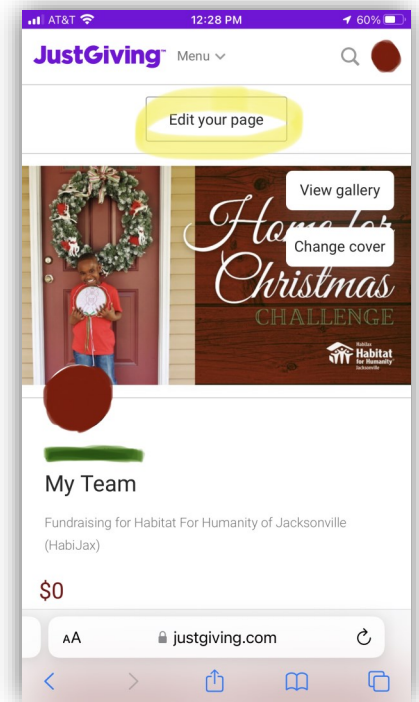
Step 3: Give Yourself the First Donation!

This part is easy! Donations can be given via all major credit and debit cards, PayPal, Apple Pay, Google Pay and Pay with Bank Transfer.

Step 4: Customize Your Page

Hint: If you made your fundraising page, you have everything you need for your fundraising team! JustGiving also allows you to take another step and create what they call fundraising “teams.” There is no need to create this kind of team within the JustGiving system for this fundraiser. From experience, it can complicate and limit your actual team. Just customize the page you already have created!

- a. Click or tap “Edit your page”
- b. Name your team
- c. Set a fundraising goal
- d. Add your own cover image!
- e. Customize your “story” - tell why you are helping give the gift of affordable homeownership



Step 5: Share Your Page

Your JustGiving page has sharing features built-in for whatever social networks you are a part of. Throughout the campaign, we will supply several stories with photos and videos that you can also use and share.

